



Friday, November 01, 2013

Mr. and Mrs. Sample Customer
Sample Street
Anytown, CA

Re: kitchenCRATE Proposal Attached

Mr. and Mrs. Customer:

It's my pleasure to present to you this kitchenCRATE kitchen remodel proposal.

KitchenCRATE is a division of Trinity Renovation, Inc., specializing in high-quality yet affordable kitchen remodels.

In the following pages you will find:

- Your two-page kitchenCRATE estimate, including a project scope, summary and detailed cost breakdown.
- Granite and quartz sample pages, identifying some of an assortment of granite and quartz options you will choose from for your project.
- Photographs and specifications for the specified plumbing fixtures.

Thank you for allowing me to present this proposal to you in person. If after our meeting you have any questions at all, I can be reached at 209-652-1865 or smonday@mykitchencrate.com.

Sincerely,

A handwritten signature in black ink, appearing to read "D. Scott Monday", with a horizontal line extending to the right.

D. Scott Monday
Founder & CEO
kitchenCRATE, a division of Trinity Renovation, Inc.



kitchenCRATE Sample

11/01/13

KitchenCRATE's Understanding of Scope of Work:

Scope of work:

- Owner to move contents and furnishings.
- Protect home by installing plastic wall and flooring protection.
- Remove and dispose of old countertops, backsplash, sink, faucet, cooktop, hood and any other items owner does not wish to keep.
- Remove and set-aside dishwasher, wall oven, wall microwave and refrigerator.
- Sand, prep and paint existing cabinet boxes, doors and drawers.
- Install new plywood sub-top for quartz or granite. (See alternate for extended bar overhang).
- Supply and install new quartz or granite countertop with full-height tile backsplash.
- Supply and install new door and drawer hardware on kitchen cabinet doors and drawers. (Material allowance of \$4 per pull included).
- Paint walls and ceilings to color specified by homeowner.
- Supply and install new Kohler Executive Chef K-5942-5U undermount sink any color.
- Supply and install new InSinkErator 3/4 HP Evolution Pro Compact Disposal.
- Supply and install new Kohler Kitchen Sink Faucet K-647 with pull-out sprayer in brushed nickel finish.
- Supply and install new Kohler K1893 soap dispenser in brushed nickel finish.
- Install new appliances provided by homeowner. Reinstall appliances that are to be re-used.
- Supply and install new outlets and switches in white, black or ivory.
- Clean kitchen and make ready for owner to move back in.
- See alternates for extending granite top, renovating lighting, and running gas service to cooktop.

KitchenCRATE's Exclusions (These Items NOT Included in the Budget):

Any items not listed above.

Summary of Project:

Project Name: kitchenCRATE Sample
 Project Address: Sample Street, Anytown, CA
 Type of Estimate: Formal Bid - Suitable for a formal contract.

kitchenCRATE Price:	\$ 14,052
kitchenCRATE Price with Alternates:	\$ 15,964

Project Start Date No Later Than: 11/21/13

Owner Approval:

Signature: _____
 Printed Name and Title: _____
 Date: _____

Detailed Costs Analysis:

Cost Code	Item Total	Section Total	Note/Sub
01.000 General Conditions		\$ 1,775	
Superintendent	\$ 445		On-site management during job.
Dust Control Labor	\$ 153		Protect home from dust.
Dust Control Material	\$ 159		"
Temp. Toilets & Hand Wash	\$ 108		We will not use your bathroom!
Misc. Supplies	\$ 127		
KitchenCRATE Rental	\$ 344		Storage, debris, etc.
Land Fill Fees	\$ 153		Dump debris at project completion.
Janitorial Cleaning	\$ 286		Clean-up after project is complete.
06.000 Carpentry		\$ 1,596	
General Cleanup Labor	\$ 153		Clean-up during the project.
Plywood Subtop Labor	\$ 382		Supports new granite counters.
Plywood Subtop Material	\$ 318		"
Demolition Labor	\$ 229		Remove counters, appliances, etc.
Cabinet Hardware Labor	\$ 305		Supply and install new hardware.
Cabinet Hardware Material	\$ 209		"
09.000 Finishes		\$ 7,843	
Granite Tops	\$ 3,881		Choose from 10 different colors.
Tumbled Tile Backsplash	\$ 914		Choose from an assortment.
Wall Painting Labor	\$ 305		Unlimited color selections.
Wall Painting Material	\$ 159		"
Cabinet Painting Labor	\$ 2,583		Prep, prime, paint, etc.
12.000 Furnishings		\$ 305	
Appliance Labor	\$ 305		
15.000 Mechanical		\$ 2,253	
Plumbing Labor	\$ 2,253		Sink, faucet, garbage disposal, etc.
16.000 Electrical Systems		\$ 280	
Electrical Labor	\$ 153		Switches and plugs.
Electrical Material	\$ 127		"
kitchenCRATE Price:		\$ 14,052	
<i>Add: Extend granite top 15" on two sides to create more countertop space and bar seating.</i>	\$ 448		
<i>Add: Install 6-6" can lights and patch existing light wells with sheetrock.</i>	\$ 1,140		
<i>Add: Bring gas service from manifold to cooktop location.</i>	\$ 324		
kitchenCRATE Price with Alternates:		\$ 15,964	

Should you have any questions regarding this estimate, please contact your project manager:

Your kitchenBOX Project Manager:	D. Scott Monday
Your Project Manager Cell Phone:	(209) 652-1865
Your Project Manager Email:	smonday@mykitchencrate.com

kitchen CRATE

According to our research, you're making a smart choice.

Take a look at these next three sources who estimate the return on investment for a kitchenBOX project averages out to:

75.3%

remodeling COST vs VALUE REPORT 2013

"In a functional, but dated 200-square-foot kitchen with 30 linear feet of cabinetry and countertops, leave cabinet boxes in place but replace fronts with new raised-panel wood doors and drawers, including new hardware. Replace wall oven and cooktop with new energy-efficient models. Replace laminate countertops; install mid-priced sink and faucet. Repaint trim, add wall covering, and remove and replace resilient flooring."

Pacific Region Averages			National Averages		
Job Cost	Cost Value	Recouped	Job Cost	Cost Value	Recouped
\$21,904	\$18,985	90%	\$18,527	\$13,977	75.4%

Source: <http://www.remodeling.hw.net/2013/costvsvalue/division/pacific/city/sacramento--ca.aspx>



"An upgraded, attractive kitchen can make your home irresistible. Ideally, your kitchen renovation should earn a 70 percent return on investment when you sell your home. The biggest mistake homeowners make is spending more on the remodeling project than their home value can support. Don't expect to get optimum return on a \$65,000 kitchen if the home is valued at \$300,000. Generally speaking, you can spend between 6 and 10 percent of the total home value and get fair returns."

Source: <http://www.hgtvremodels.com/kitchens/tips-for-remodeling-a-kitchen-for-resale/index.html>

kitchen CRATE



“Although a kitchen remodel returns only 66 percent, on average, Chris Dossman, a real estate agent with Century 21 Scheetz in Indianapolis, says kitchens are one of the first things homebuyers look at. ‘If you have a house that doesn't have an updated kitchen but you have a remodeled attic, that's not what people are looking for,’ she says. The cost of a major kitchen remodel varies widely depending on the region. Nonetheless, it's important not to go overboard, as you don't want to price your home out of the local market. For example, if you're in a neighborhood where the average home value is \$200,000 and you put in a \$50,000 kitchen, you're out-pricing your house.”

Source: <http://www.kitchens.com/planning/budget/return-on-investment.aspx>



Premium Natural Quartz

Beautiful and Durable

Quartz is naturally beautiful yet incredibly durable. Premium Natural Quartz is comprised of over 90% quartz, one of nature's hardest minerals. When tested against all other popular countertop surfaces, Quartz surfacing hold the title of #1 performing countertop material.


Easy to Clean

Quartz does not require sealing, re-polishing or reconditioning. Keeping your Quartz countertop clean is easy. Simply wipe down with warm water and a mild detergent. Quartz is 99.93% solid and resists stains from coffee, tea, wine, grape juice, food coloring, nail polish and many other agents that permanently stain or ruin more vulnerable countertop surfaces.

Safe

Quartz's smooth and impervious surface is unsuitable for bacteria and microorganism to harbor and grow. If safety and hygiene are a part of your countertop purchasing decision, Quartz is the perfect choice for your kitchen.

- Sleek and contemporary
- #1 in performance among countertop surfaces
- GreenGuard certified & NSF approved
- Residential Lifetime Warranty
- Easy to clean and maintain
- Stain resistant
- Consistent, elegant colors
- Scorch resistant
- Durable, Scratch and Chip resistant
- Non porous/99.9% solid
- Impervious to bacteria and microorganisms
- Over 20 distinctive color options



Accacia Brown



Almond Roca



Alpine



Arctic White



Athenian Gold



Cascade White



Chakra Beige



Concerto



Coronado



Fairy White



Iced White



Lagos Azul




Mojave



Rushmore



Sahara Beige



Santa Felicita



Shadow Gray



Sherwood Forest



Snow White



Sparkling Black



Sparkling Ruby



Sparkling White



Toasted Almond

Product Specifications:
 Slab Finish: Polished
 Size: 120" L x 55" W
 Thickness: 2cm (3/4"), 3cm (1 1/4")
 Application: Countertops, Vanities,
 Wall Cladding and a variety of
 commercial applications.



Sparkling White


Q Premium Natural Quartz are products of nature and variation in shade, pattern and color are inherent and to be expected in the material. Color variation within the slab are intended and designed to give a natural appearance. Samples are representations only, and do not necessarily represent the actual characteristics of the full slab. Product will not be replaced due to such variations. Light reflects differently on this brochure than on stone and will affect the way colors look. Colors shown in this brochure will vary from any print media. Please visit www.qfrommsi.com for additional warranty and care and maintenance information.

kitchen CRATE

Granite Selections



Absolute Black



Baltic Brown



Caledonia



Giallo Fantasia




Giallo Ornamentale



Juparana Colombo

kitchen CRATE




Kashmir Gold



New Colonial Dream



New Venetian Gold



Tan Brown



Tropic Brown



Uba Tuba


Classic Standard * 2cm Splash



200
FLAT POLISH

Thickness: 2cm (approx 3/4"+)

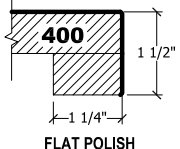
Premier Standard * 3cm Splash



300
FLAT POLISH

Thickness: 3cm (approx 1 1/8"+)


Expression Standard * 2cm Splash



400
FLAT POLISH

Standard edge treatment - no cost upgrade.


Classic Upgrade * 2cm Splash



201 204 206 208

Thickness: 2cm (approx 3/4"+)

Premier Upgrade * 3cm Splash



301 304 306 308

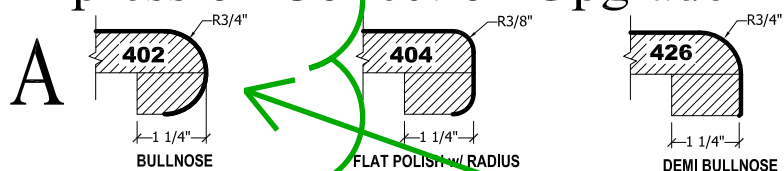
BEVEL EDGE OEGEE BULLNOSE SHARK NOSE BULLNOSE

Thickness: 3cm (approx 1 1/8"+)

All details below are 4cm thick (approx 1 1/2"+). * 2cm Splash

Expression Collection Upgrade

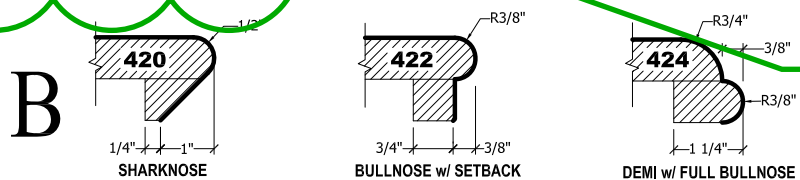
A



402 404 426

BULLNOSE FLAT POLISH w/ RADIUS DEMI BULLNOSE

B

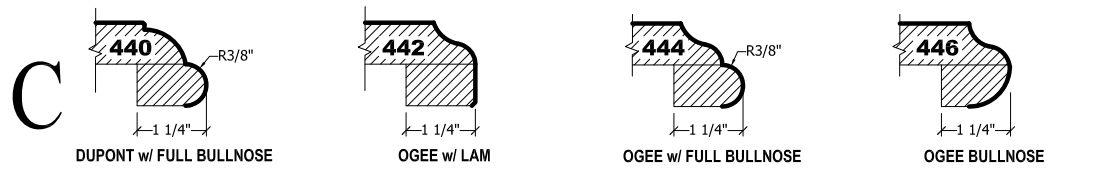


420 422 424

SHARKNOSE BULLNOSE w/ SETBACK DEMI w/ FULL BULLNOSE

Standard edge treatment - no cost upgrade.

C



440 442 444 446

DUPONT w/ FULL BULLNOSE OEGEE w/ LAM OEGEE w/ FULL BULLNOSE OEGEE BULLNOSE

KOHLER Sink - Brookfield

K-5942-5U





Top Features

Brookfield™ Undercounter Kitchen Sink - The Brookfield sink is a true classic for its gently curving interior lines and roomy dimensions. Both compartments are the same size, offering convenience for food preparation and cleanup tasks. Crafted from enameled cast iron, this sink resists scratching, burning, and staining for years of beauty and reliable performance.

Detailed Features

KOHLER Cast Iron

Acid-Resistant Enamel Finish

Undercounter

Double (equal) Compartment

5-hole Oversized

Includes 23" Undermount Sink Kit

33" x 22"

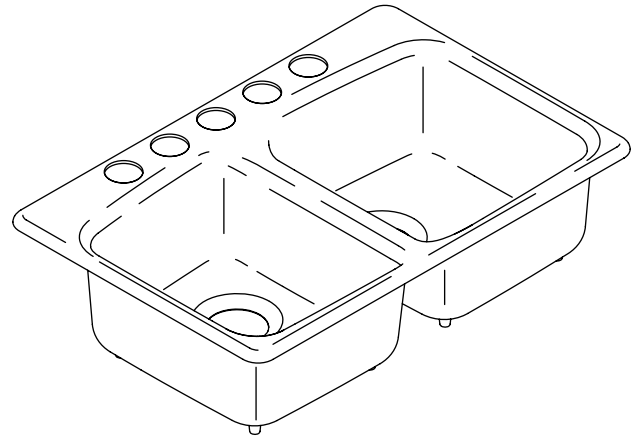
Dimensions – Basin Areas (14" x 17"), Water Depth (6 ¾"), Drain Holes (3 7/8" D.), Faucet Holes (2 3/8" D.)

BROOKFIELD™

Features

- KOHLER cast iron
- Acid-resistant enamel finish
- Undercounter
- Double (equal) compartment
- 5-hole oversized
- Includes 23" (58.4 cm) undermount sink kit
- 33" (83.8 cm) x 22" (55.9 cm)

UNDERCOUNTER KITCHEN SINK K-5942-5U



Codes/Standards Applicable

Specified model meets or exceeds the following:

- ASME A112.19.1M
- IAPMO/UPC
- CSA International
- CSA B45.0
- CSA B45.2

Colors/Finishes

- 0: White
- Other: Refer to Price Book for additional colors/finishes

Accessories:

- CP: Polished Chrome
- 0: White
- Other: Refer to Price Book for additional colors/finishes
- NA: None applicable

Specified Model

Model	Description	Colors/Finishes	
K-5942-5U	Undercounter sink – 5-hole oversized	<input type="checkbox"/> 0	<input type="checkbox"/> Other_____
Recommended Accessories			
K-9000	Adjustable P-trap	<input type="checkbox"/> CP	
Optional Accessories			
K-5807	36" (91.4 cm) undermount sink kit		<input type="checkbox"/> NA
K-6010	Bottom basin rack	<input type="checkbox"/> 0	<input type="checkbox"/> Other_____
K-6507	Hardwood cutting board		<input type="checkbox"/> NA
K-6510	Wire rinse basket	<input type="checkbox"/> 0	<input type="checkbox"/> Other_____
K-8801	Duostrainer® sink strainer		<input type="checkbox"/> CP <input type="checkbox"/> Other_____

Product Specification:

The undercounter sink shall be 33" (83.8 cm) in length and 22" (55.9 cm) in width. Sink shall be made of cast iron with acid resistant enamel finish. Sink shall be undercounter double (equal) compartment. Sink shall be 5-hole oversized. Sink shall include a 23" (58.4 cm) undermount sink kit. Sink shall be Kohler Model K-5942-5U-_____.

BROOKFIELD™

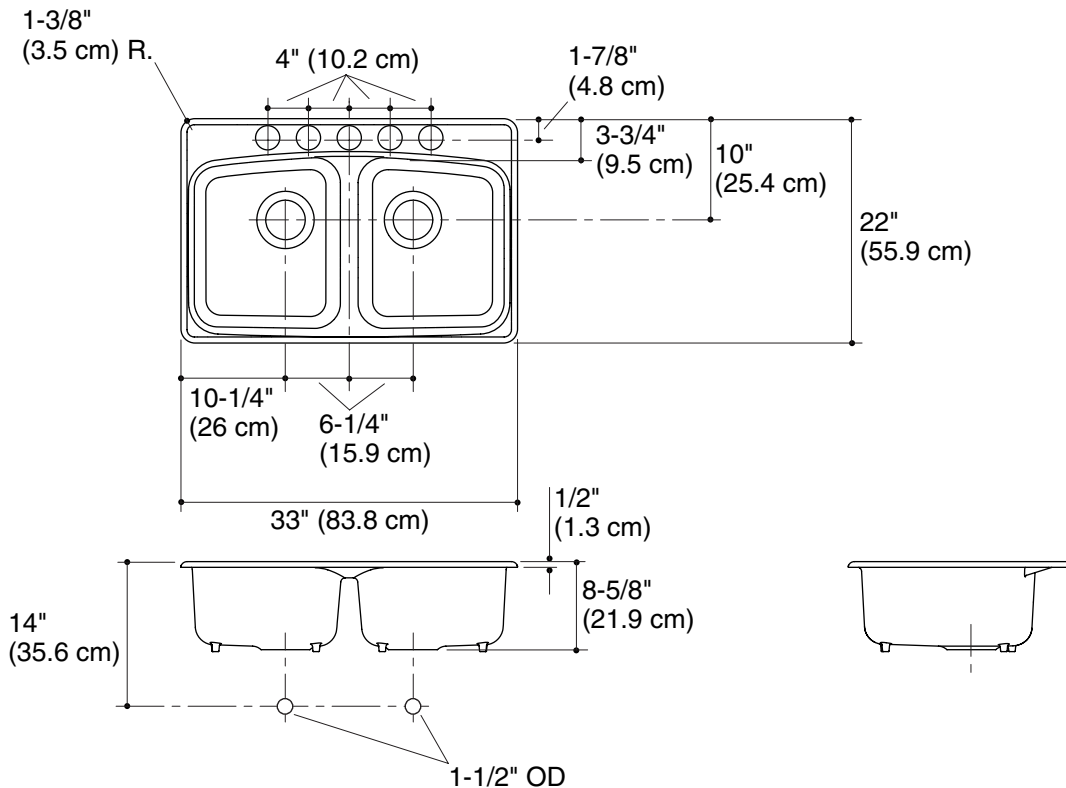
Technical Information

Fixture*:	
Basin areas	14" (35.6 cm) x 17" (43.2 cm)
Water depth	6-3/4" (17.1 cm)
Drain holes	3-7/8" (9.8 cm) D.
Faucet holes	2-3/8" (6 cm) D.
* Approximate measurements for comparison only.	

Included components:	
Cut-out template	1081455-7
23" (58.4 cm) undermount sink kit	1054375

Installation Notes

Install this product according to the installation guide.



Product Diagram

kitchen CRATE

**KOHLER Simplice Faucet – Vibrant Stainless
K-647**



kitchen CRATE

Colors



Polished Chrome



Vibrant Stainless



Matte Black

Top Features

Simplice® pull-down kitchen sink faucet - An innovative fit for a variety of kitchens and tasks, this Simplice pull-down kitchen faucet combines an elegant, universal design with exceptional ergonomics and functionality. The high-arch spout rotates 360 degrees and reaches over the tallest pots, while the smoothly maneuvering sprayhead pulls down into the sink for up-close tasks, or out of the sink to fill pots. Sculpted buttons on the sprayhead ensure simple operation even with wet, soapy hands.

Metal construction - Ensures durability and longer life

MasterClean™ Sprayface - Resists mineral buildup and is easy-to-clean

Detailed Features

ProMotion™ technology - Light, quiet nylon hose with ball joint configuration on the pull-down sprayhead provides superior ergonomic and easy-to-use functionality.

KOHLER finish - Resists corrosion and tarnishing, exceeding industry durability standards over two times.

Metal construction - Ensures durability and longer life.

High-arch spout design with 360 degree rotation.

Compact three-function sprayhead with spray, aerated flow and pause function.

One-piece, self-contained ceramic disc valve allows both volume and temperature control.

Temperature memory allows faucet to be turned on and off at any temperature setting.

High-temperature limit setting for added safety.

1.8 gallons per minute maximum flow rate at 60 psi.

Dimensions – 9” Spout Reach

Features

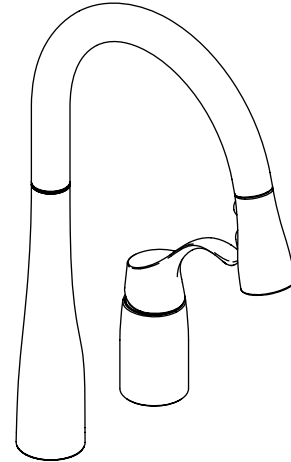
- Metal construction
- One-piece, self-contained ceramic disc valve allows both volume and temperature control
- Temperature memory allows faucet to be turned on and off at any temperature setting
- High-temperature limit setting for added safety
- Remote valve
- Three-function sprayhead with spray, aerated stream, and pause settings
- Flexible supplies
- Available with an 8" (203 mm) or 9" (229 mm) spout reach
- 360° spout rotation
- Meets CalGreen requirements for kitchen faucets
- 1.8 gallons (6.8 L) per minute maximum flow rate at 60 psi (4.1 bar)

PULL-DOWN KITCHEN SINK FAUCET

K-647

ALSO K-649

ADA



Codes/Standards Applicable

Specified model meets or exceeds the following at date of manufacture:

- ADA
- ICC/ANSI A117.1
- ASME A112.18.1/CSA B125.1
- NSF 61
- Energy Policy Act of 2005
- All applicable US Federal and State material regulations

Colors/Finishes

- CP: Polished Chrome
- **VS: Stainless Steel**
- Other: Refer to Price Book for additional colors/finishes

Specified Model

Model	Description	Colors/Finishes		
K-647	Pull-down kitchen sink faucet – 9" (229 mm) spout reach (shown)	<input type="checkbox"/> CP	<input checked="" type="checkbox"/> VS	<input type="checkbox"/> Other ____
K-649	Pull-down kitchen sink faucet – 8" (203 mm) spout reach	<input type="checkbox"/> CP	<input type="checkbox"/> VS	<input type="checkbox"/> Other ____

Product Specification

The pull-down kitchen sink faucet shall be of metal construction. Product shall feature a one-piece, self-contained ceramic disc valve, allowing volume and temperature control. Product shall feature temperature memory, allowing the faucet to be turned on and off at any temperature setting. Product shall feature a high-temperature limit setting for added safety, remote valve, ADA compliant remote lever handle, and 360° spout rotation. Product shall feature a three-function sprayhead with spray, aerated flow, and pause function. Product shall include flexible connections for easy installation. Product shall be available with an 8" (203 mm) or 9" (229 mm) spout reach. Product shall meet CalGreen requirements for kitchen faucets. Product shall be 1.8 gallon (6.8 L) per minute maximum flow rate. Pull-down kitchen faucet shall be Kohler Model K-____-____.

SIMPLICE®

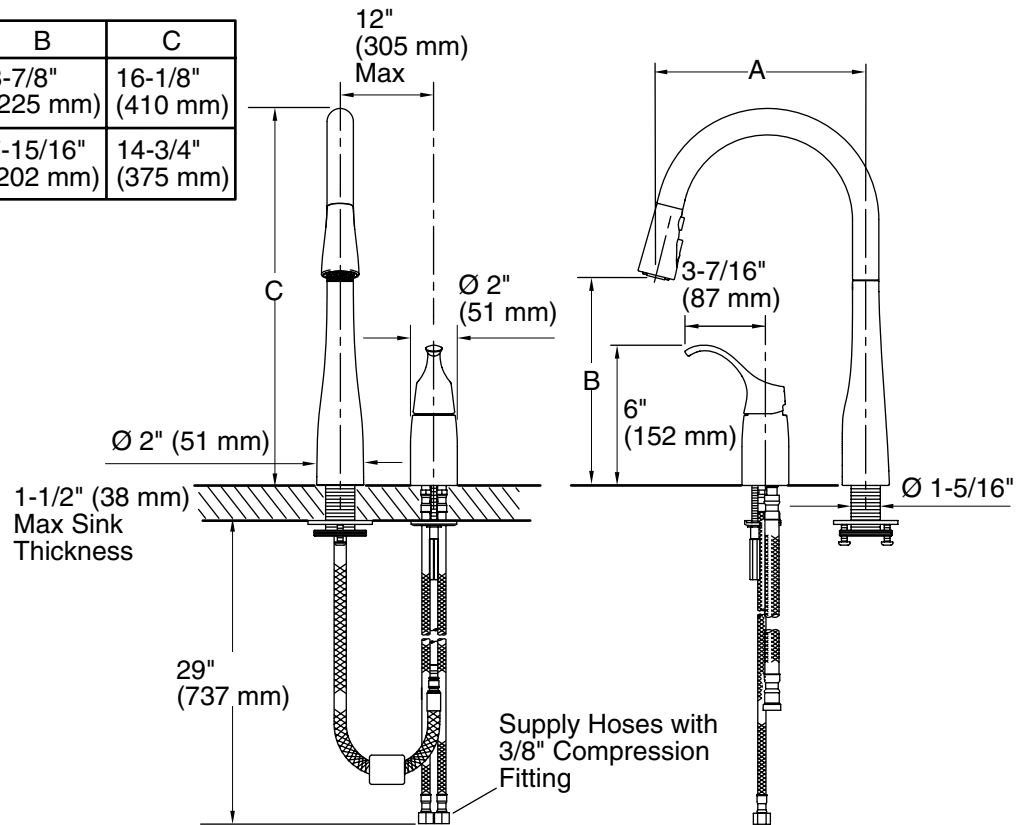
Optional Accessories		
1124126	Deep roughing-in kit	<input type="checkbox"/> NA
1167289	Low flow kit – reduces maximum flow to 1.5 gpm (5.7 L) at 60 psi (4.1 bar)	<input type="checkbox"/> NA
1167290	High flow kit – increases maximum flow to 2.2 gpm (8.3 L) at 60 psi (4.1 bar)	<input type="checkbox"/> NA

Installation Notes

Install this product according to the installation guide.

ADA compliant when installed to the specific requirements of these regulations.

Model	A	B	C
K-647	9" (229 mm)	8-7/8" (225 mm)	16-1/8" (410 mm)
K-649	8" (203 mm)	7-15/16" (202 mm)	14-3/4" (375 mm)



Product Diagram



**KOHLER Soap/Lotion Dispenser – Vibrant Stainless
K-1893-VS**



kitchen CRATE

Colors



Polished Chrome



Vibrant Polished Nickel



Vibrant Brushed Nickel



Oil-Rubbed Bronze



Vibrant Brushed Bronze



Brushed Chrome



Vibrant Stainless

Top Features

Soap/lotion dispenser with Transitional Design - KOHLER soap/lotion dispensers are distinguished by their convenience and versatility. Refillable from the top with up to 16 ounces of liquid soap, dishwashing liquid or hand lotion, they offer the opportunity for you to customize a sink to your design vision. Install several to fill with different liquids for added convenience.

Detailed Features

Brass Construction

Refillable from the top side

16 Fluid Ounce Capacity

Dimensions - 3 5/16" High Pump, 3 3/8" Long Spout

TRANSITIONAL DESIGN

**SOAP/LOTION DISPENSER
K-1893**

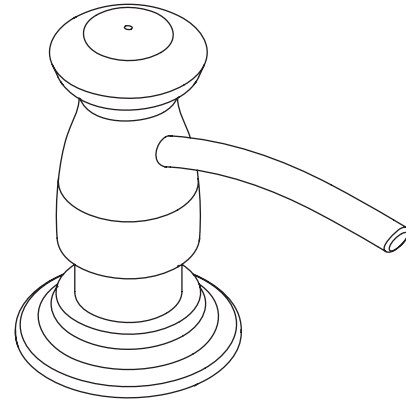
Features

- Brass construction
- Intended for kitchen sink and bathroom lavatory installations
- Refillable from the top side
- 16 fluid ounce (.5 L) capacity
- 3-5/16" (8.4 cm) high pump
- 3-3/8" (8.6 cm) long spout

Codes/Standards Applicable

Specified model meets or exceeds the following:

- None applicable



Colors/Finishes

- ~~CP: Polished Chrome~~ **Vibrant Stainless**
- Other: Refer to Price Book for additional colors/finishes

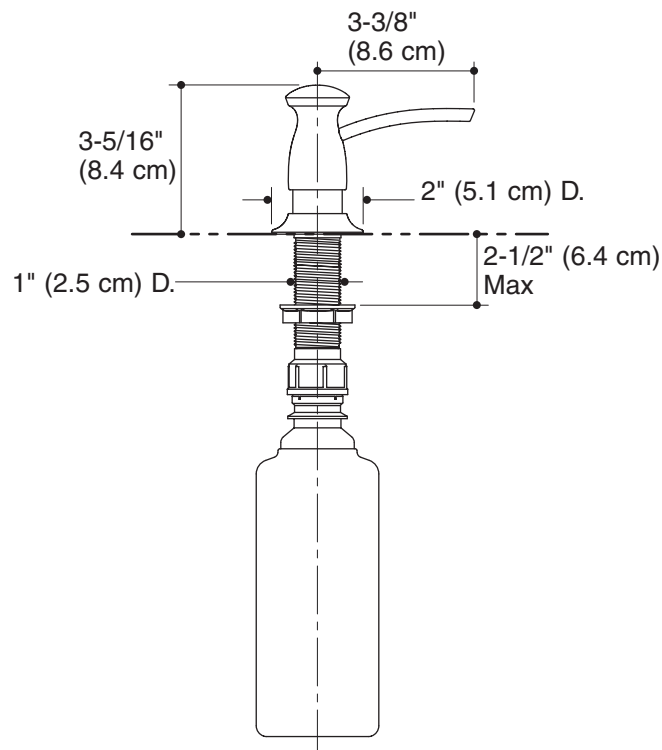
Specified Model:

Model	Description	Colors/Finishes
K-1893	Soap/lotion dispenser with transitional design	<input type="checkbox"/> CP <input type="checkbox"/> Other ____

Product Specification

The transitional design soap/lotion dispenser shall be of brass construction. The dispenser shall feature 3-5/16" (8.4 cm) high pump, 3-3/8" (8.6 cm) long spout, and is refillable from the top. The dispenser is intended for kitchen sink and bathroom lavatory installations and has a 16 fluid ounce (0.5 L) capacity. The dispenser shall be Kohler Model K-1893-____.

TRANSITIONAL DESIGN



Product Diagram



**InSinkErator Food Disposal
Evolution Pro Compact**





Top Features

Evolution Compact® delivers the new standard in sound and grind performance in a compact size.

MultiGrind™ Two grind stages - lets you quickly grind difficult food waste you wouldn't put in a standard disposer, like celery and potato peels.

SoundSeal® - makes the Evolution Compact® at least 30% quieter than standard disposers.

34.6-Ounce Grind Chamber and Stainless Steel Grind Components handles more volume than standard disposers.

3/4 Horsepower Dura-Drive® Induction Motor gives you more horsepower than standard disposers.

Quiet Collar® Sink Baffle ensures quiet operation.

Detailed Features

Type of Feed – Continuous

On/Off Control – Wall Switch

Lubrication – Permanently Lubricated Upper & Lower Bearings

Grind Chamber Capacity – 34.6 oz.

Motor Protection – Manual Reset Overload

Drain Connection – 1 ½" Anti-Vibration (Hose Clamp)

Dishwasher Drain Connection – Yes

Overall Height – 12 1/8"

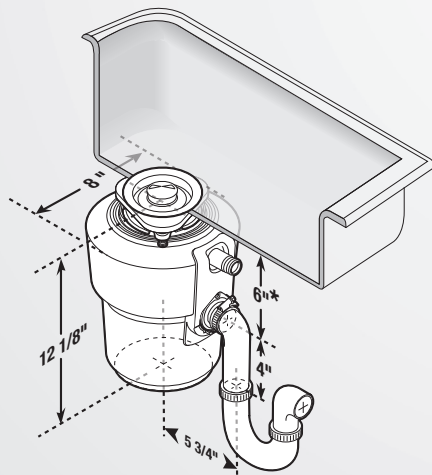
in **sink** erator®

Evolution Series®

Grind More. Hear Less.®




Dimensions



* Add 1/2" when stainless steel sinks are used.

Job Specifications



Food Waste Disposers

Evolution Compact®

Perfect for small households or restricted cabinet space.

Submittal Sheet

Perfect for small households or restricted cabinet space.

- **SoundSeal®** technology reduces disposer noise by at least 30% vs. standard disposers.
- **MultiGrind®** technology delivers 2 stages of grind vs. 1 stage in standard disposer.
- Includes Quiet Collar® sound reducing sink baffle.

Specifications

Type of Feed	Continuous
On/Off Control	Wall Switch
Motor	Single Phase
HP	3/4
Volts	120
HZ	60
RPM	1725
Amp. (Avg. Load)	8.1
Time Rating	Intermittent
Lubrication	Permanently Lubricated Upper & Lower Bearings
Shipping Weight (Approx.)	19.5 lbs.
Unit Finish	Black Enamel Gray
Overall Height	12- 1/8"
SoundSeal Technology	Anti-Vibration Mount® Anti-Vibration Tailpipe Mount™ Quiet Collar® Sink Baffle SoundLimiter™ Insulation
MultiGrind Technology	GrindShear Ring®
Grind Chamber Capacity	34.6 oz.
Motor Protection	Manual Reset Overload
Average Water Usage	Approx. 1 Gallon Per Person Per Day
Average Electrical Usage	3-4 KWH Per Year
Drain Connection	1-1/2" Anti-Vibration (Hose Clamp)
Dishwasher Drain Connection	Yes

Sample Specification

Food Waste Disposer(s) shall be InSinkErator Model Evolution Compact® with MultiGrind® and SoundSeal® technologies, 3/4 HP motor, Stainless Steel Grind components.

Warranty:

4- Year parts and in-home service.

* The complete InSinkErator warranty is included in the Care & Use Booklet packed with each unit.



Food waste disposers can provide an environmentally responsible alternative to transporting food waste to landfills. And they can help reduce greenhouse gas emissions. At capable wastewater treatment plants, food waste can be recycled to produce renewable energy. Additionally, capable wastewater treatment plants can process food waste into fertilizer. (Check the plant in your area.)



EMERSON
Appliance Solutions

The Emerson logo is a trademark and service mark of Emerson Electric Co. The mounting collar configuration is a trademark of Emerson Electric Co.

InSinkErator may make improvements and/or changes in the specifications at any time, in its sole discretion, without notice or obligation and further reserves the right to change or discontinue models.

1-800-558-5700
www.insinkerator.com